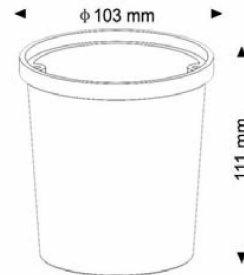
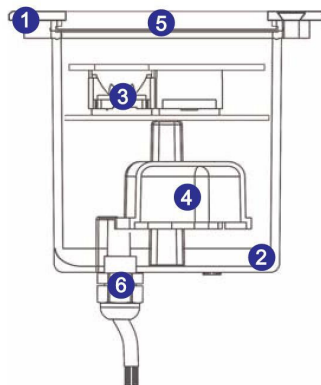


LED INGROUND LIGHT



ELARuminum sleeve
(optionELAR)

ELAR-2F02WWF Warm White Frosted Lens



□ Stainless steel trim

□ Die-cast ELARuminum housing

□ Hi-power LED

□ Power and driver

□ 6mm step glass

□ Brass cable gland

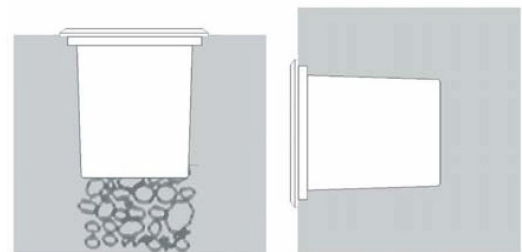
FEATURES

Hi-Power LED Source
Includes mounting sleeve
Cable – H05RR F 2x0 .7mm L=50cm
Machined Stainless Steel trim #304
1P 67 rating – factory sealed
ETL approved*
RoHS compliant materials

3 x 1Watt LED = 3.7W total power

Weight = .71kg

Input Voltage 24vDC



Buried

Recessed

Recommended Power Supply – **ELAR-CLG-100-24** / 100Watt 24vDC output / 100-277v input electronic psu IP67 rated

*Elar 2F02WWF is ETL approved under model numberA2AD0301 control # 3190551